

Swivel-Bolt 'Bolt-On' L66 Safe Lock Option

Product Overview

The (L66) model extends on the features provided in the (L22) unit. The LCD screen display on this entry pad allows 'Menu' options to be viewed and altered with ease.



1000-L66 Safe Lock

The (L66) model is a (30) user based system.

- **User (1) & (2)** are identified as the *Managers*.
- **(28)** other access user codes can be registered.

A Super-Code is also assigned to this unit.

- This code is an emergency override code that also enables you to reset the Manager Code.
A factory reset procedure is also provided.
- This procedure allows this unit to be reset to its original factory settings.

Lock Options

A Key-Override option is also available.

- This lock option utilises (6) pick-resistant levers with a restricted profile 'WAVE' key.
- Please refer to the '*Safe Lock*' brief for further information on this option.

A Dead-Bolt lock option is also available.

- The model can also be supplied with a Dead-Bolt locking action. The key-override option is not available with this lock.
- Please refer to the '*Dead-Bolt Lock*' brief for further information on this option.

Operating Features

- Access is by the entry of a 6-digit code.
- This model is distributed with a factory set **User (1) Manager Code**.

Functions include

- A Manager Code set and reset function.
- A User Code set and reset function.
- A Disable/Enable user code function.
- A Delete 'All' and single user function.
- An open under 'Duress' interface facility.

Operating Facilities include

- Setting Time-Lock facility (Timer/Timetable).
- Activating the Time-Delay facility.
- Activating the 'Duress' Time-Delay facility.
- Activating the Dual-Mode facility
- Activating the Multi-Door option.
- A LCD Audit Trail display/upload facility.

Features include

- A (4) minute lock-out is activated when (4) consecutive invalid entry codes detected.
- An automatic re-lock occurs in (4) seconds.
- A low-battery warning feature is included.
- Instructions must be completed in (15) seconds.

Technical Specifications

- Retrofit to international footprint.
- Powered by (1) standard 9v alkaline battery.
- Static current is 50µA.
- Power supply range is DC 4.5v – 12.0v.
- Low battery voltage is 5.2v
- Battery life range is about (1) year.
- Working temperature range is -25°c to +60°c.
- Working humidity is <90°c.
- Warranty is (18) months on the electronics.

This unit is patented and Australian Made

Swivel-Bolt 'Bolt-On' Electronic Safe Lock Options

Product Overview (Swivel-Bolt)

(Standard) Electronic Safe Lock Option

This lock option is supplied as **(standard)** with the purchase of an **(ECL)**, **(L02)**, **(L22)** and **(BIO)** electronic model. The high quality swivel-bolt operated stainless-steel safe lock provides a keyless and convenient entry solution based on the standard (3) wheel combination lock footprint.



1000-LK1 Safe Lock

Product Benefits

- Is constructed for strength, and is a quality all stainless-steel safe lock.
- Is retrofit to the standard (3) wheel combination lock footprint.
- Is certified as withstanding (10) times the bolt-head pressure requirement of the Australian standard AS4145.2.
- The lock-case comes complete with (2) drilled and tapped 'Re-Locker' holes.
- This same safe lock has been adapted to provide a restricted profile override 'Wave' key solution.

Alternative Lock Option

- A 'Dead-Bolt' electronic safe lock version.
- A 'Swivel-Bolt' Bramah (Key-Override) electronic safe lock version.

Product Overview (Swivel-Bolt)

(Key-Override) Electronic Safe Lock Option

This lock option is supplied as **(standard)** with the purchase of a **(BLE)** Bluetooth model. For all other electronic models, a restricted profile override key safe lock can be provided on request.

Product Benefits

- The cost benefit of not having to invest in a special redundant override plate system when an electronic opening is not possible.
- The knowledge that the lock is registered; a key(s) can be supplied at the time of purchase or supplied at a time when a key opening is necessary. This option may suit some end-users where the availability of a key creates concern.
- The (6) pick resistant levers, combined with a registered restricted profile key offers the ultimate in security in the one universal safe lock footprint.
- An alternative keying consideration is the 'RQK' option. Please refer to the 'RQK - Restricted Quick Key' brief for further information.
- With the knowledge these restricted profile keys are assembled. A joint agreement with a compliant service agency will allow these keys to be assembled on-site and dismantled once the key has served its purpose.

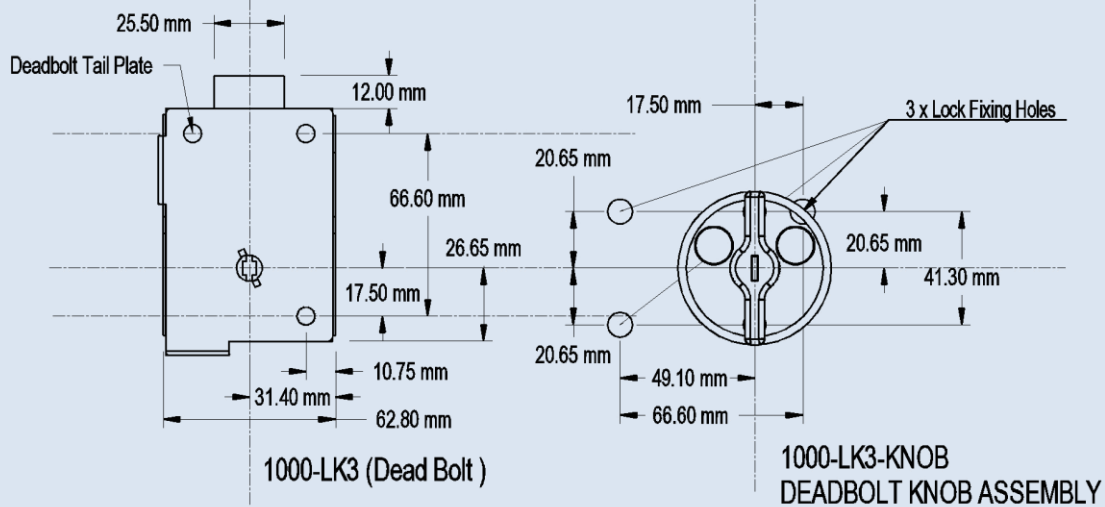
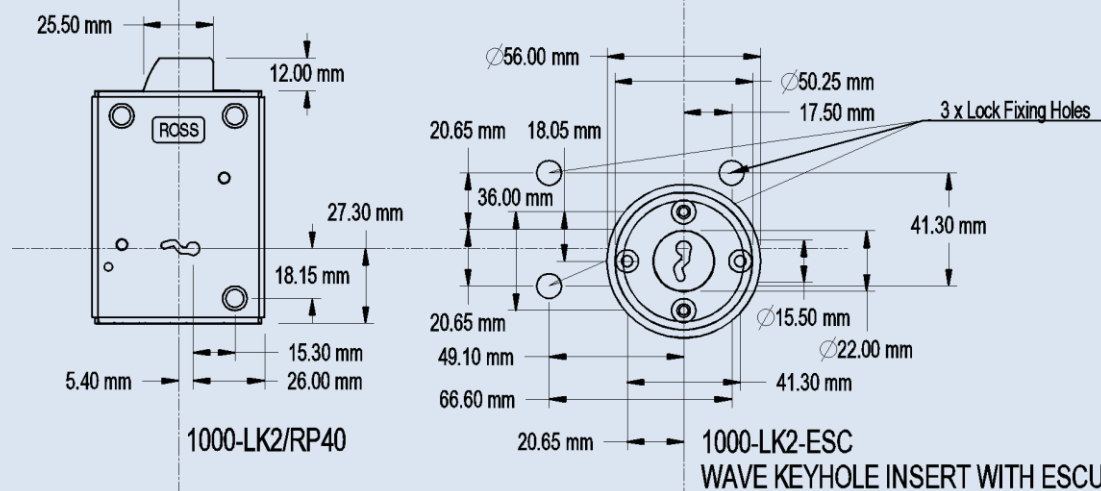
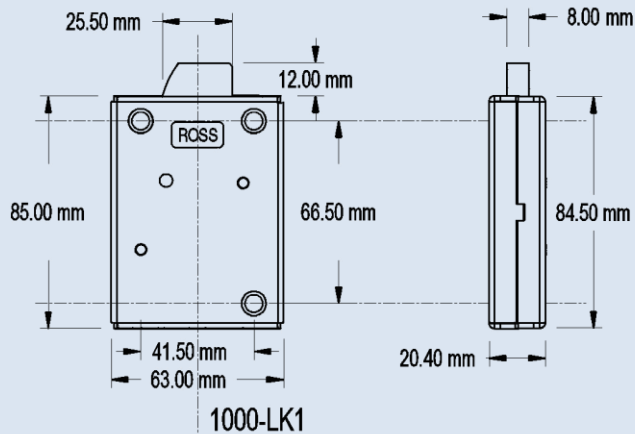


1000-LK2 (Key-Override) Safe Lock

This unit is patented and Australian Made

Electronic 'Bolt-On' Handing Option

Bolt-On Options



PRODUCT CODING STRUCTURE